



PROJECT		REF		REV	ITEM CODE	
LOCATION		DATE			PAGE	

SANITARY WARE SPECIFICATION SHEET

<p>Item Descriptions</p>	<p>GROHE (Germany) Infra-red electronic flushing control with manual atuation comprising with soncealed flushing cistern in AC Supply ; tested on BSEN997:2012+A1:2015, HTM 64, HBN 00-10 Part C ; Pushing force less than 22N ; test report J25086A ; 3.1/4.6 LPF in WELS Grade 1; Registration No. WC 21-0135 ; complied with BFA 2008</p>	<p style="text-align: center;">Illustration/ Drawing</p> <p style="text-align: center;">Inlet set 37102SH0</p>
<p>Dimensions</p>	<p>L156 x H197 x D19 mm</p>	
<p>Model</p>	<p>37419000 (Actuator) 38661000 (Concealed Cistern) 37102SH0 (Inlet Set)</p>	
<p>Finish</p>	<p>Chrome Plated (Actuator)</p>	
<p>Manufacturer</p>	<p>GROHE Limited</p>	
<p>Supplier</p>	<p>Acme Sanitary Ware Co. Ltd</p>	
<p>Contact Tel/Fax</p>	<p>Mr. Eric Wong/ Mr. Wilson Hung (852) 2388-7171 / (852) 2710-8012</p>	
<p>E-mail</p>	<p>acme@acmesanitary.com.hk</p>	
<p>Website</p>	<p>www.acmesanitary.com.hk</p>	
<p>Tectron Skate infra-red control with additional manual actuation for flushing cistern GD 2 GROHE StarLight® chrome finish concealed installation CE approved front plate 156 x 197 mm hidden fixing screws push button actuation for single flush actuation servo motor transformer for external installation operating voltage 230 V AC, 50/60 Hz, 4.0 VA 7 pre-set programs: with 24/72 hours autoflush time or user dependent additional functions by remote control: adjustable flush (3 - 9 l) by hand and remote adjustable reflection range by remote GROHE EcoJoy™ Technology for less water and perfect flow</p>	<p>Flushing cistern GD 2 6 - 9 l adjustable adjustment ex factory 6 l and 3 l pneumatic discharge valve offering 3 modes of operation: dual flush or start/stop or single flush water supply from left/right/back or top low noise (group I acc. to German Noise Specification) insulated against condensation ½" water supply connection including integrated angle valve and push fit flexible hose union no tools required for the installation of the inspection shaft including protection during construction phase for vertical or horizontal use flush pipe insulated against condensation fixing brackets without flush plate/actuation GROHE EcoJoy technology for less water and perfect flow for mounting of small flush plates please order revision shaft 40 911 000 (sold separately) connecting pipe from flush pipe of concealed flush valve 6 to 9l and concealed flushing cistern to pedestal WC connector escutcheon</p>	

* All information of the above is for the reference only. No prior notice is made if any changes.



自願參與用水效益標籤計劃 - 水廁
Voluntary Water Efficiency Labelling Scheme - Water Closets




茲證明
This is to certify that

將下列水廁在本計劃內註冊：
has registered the following water closet under this scheme :

牌子 / Brand	: Grohe
型號 / Model	: 38661000 + 37419XXX + 42320000
種類 / Category	: Water Closet Cistern
原產地 / Country or Region Origin	: Germany (WC Cistern & Flushing Valve)

XXX – denotes the code of colour

在用水效益標籤上展示的標誌 <i>Symbolic Presentation on the Water Efficiency Label</i>	:  滴水點 <i>Water droplet(s)</i>
用水效益級別 <i>Water Efficiency Grade</i>	: 1
全沖水量 <i>Water Flush Volume (Full)</i>	: 4.6 公升/沖廁 <i>litres/flush</i>
低沖水量 <i>Water Flush Volume (Reduced)</i>	: 3.1 公升/沖廁 <i>litres/flush</i>

簽發日期:
Date of Issue: 22 March 2021

 水務署
Water Supplies Department



水務署署長(張業駒代行)
for Director of Water Supplies

+ 上述水廁具額外節水功能，即：重用洗盥水作沖廁用途。
The above water closet is equipped with additional water saving feature, that is: re-use the water collected from wash basin for flushing purpose.



PROJECT		REF		REV	ITEM CODE	
LOCATION		DATE			PAGE	

SANITARY WARE SPECIFICATION SHEET

Item Descriptions	GROHE (Germany) Plastic single top push flush valve	Illustration/ Drawing
Model	42320000	
Material	Plastic	
Manufacturer	GROHE Limited	
Source	Acme Sanitary Ware Co. Ltd Mr. Eric Wong/ Mr. Wilson Hung	
Contact Tel/Fax	(852) 2388-7171 / (852) 2710-8012	
E-mail	acme@acmesanitary.com.hk	
Website	www.acmesanitary.com.hk	

Note:

* All information of the above is for the reference only. No prior notice is made if any changes.



水務署
Water Supplies Department

總部 Headquarters

打道七號入境事務大樓 48 樓

Tower, 7 Gloucester Road, Wan Chai, Hong Kong



本署檔號
Our ref.
來函檔號
Your ref.

1/2024 T/J(133/2024)

電話 :
Tel.
傳真 : 2824 0578
Fax.

27 February 2024



**Approval of “GROHE” Flush Valve
(General Acceptance No. C20240141F)**

Your E-Application [file-id: ETJ-GA-20240206-3] dated 6 February 2024 refers.

Having considered the test report ref. J29467 issued on 4 January 2024 by Nutek Systems (HK) Limited, this Authority accepts that the fitting described below complies with, and its use when correctly installed does not contravene, the Waterworks Ordinance and Regulations.

Name of Manufacturer: Grohe AG
Country of Origin: Germany
Brand: Grohe
Details of Fitting: 37mm Plastic dual flush valve
Model: 42320000
Body Markings: 
Expiry Date: 19 December 2028



Proviso: As the fitting has not been tested for use in contact with water intended for human consumption, the fitting can only be used in flushing water plumbing system.

This Authority hereby permits the use of the above fitting in flushing water plumbing systems subject to full adherence to Waterworks installation requirements. In particular, you are required to draw your customers' attention to the following requirement-

"The flushing volume of the flushing valve should be adjusted to suit the design of the toilet bowl so that wastes can be cleared effectively by a single flush."

"The fitting should be used within the range of working pressures specified by the manufacturer." AND

"The installed fitting should not result in backflow of water that will contaminate the flushing water supply."

A condition of this acceptance is that the fitting to be installed shall be replicas of the sample as certified by the testing agent mentioned above and without modifications. This acceptance may be withdrawn at any time if the standard of the fitting installed fails to meet that of the approved sample or if the fitting is found to be unsuitable for use in flushing water plumbing systems.

For the use of the fitting in any project, the General Acceptance Number of this letter must be quoted as a means of identification of acceptance of the fitting by this Authority.

Should you have any enquiries, please contact our Engineer Mr Albert CHOW at tel. no. 3583 4086.

Yours faithfully,



(Terry KUNG)

for Director of Water Supplies

Encl.

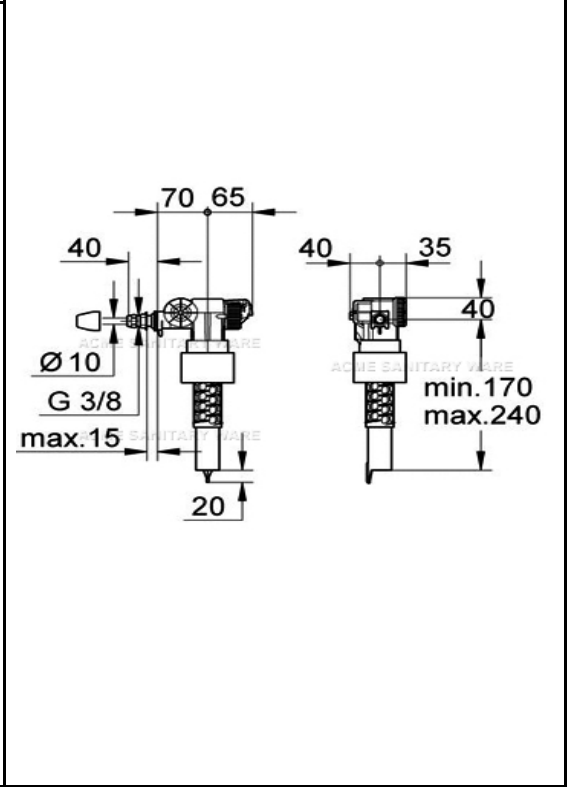
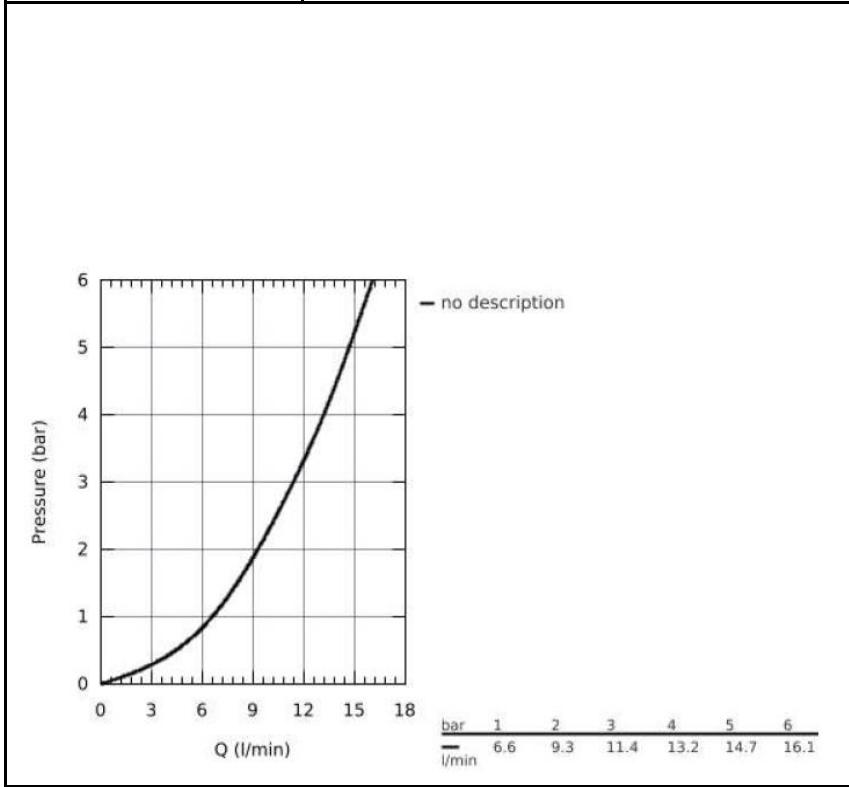
c.c. WSD 3321/1/82] - without catalogue
ME/MC] - with soft copy only



PROJECT		REF		REV	ITEM CODE	
LOCATION		DATE			PAGE	

SANITARY WARE SPECIFICATION SHEET

Item Descriptions	GROHE (Germany) Plastic inlet valve	Illustration/ Drawing
Model	37095000	
Material	Plastic	
Manufacturer	GROHE (Germany)	
Source	Acme Sanitary Ware Co. Ltd Mr. Eric Wong/ Mr. Wilson Hung	
Contact Tel/Fax	(852) 2388-7171 / (852) 2710-8012	
E-mail	acme@acmesanitary.com.hk	
Website	www.acmesanitary.com.hk	



Note:

* All information of the above is for the reference only. No prior notice is made if any changes.



水務署
Water Supplies Department

香港灣仔告士打道七號入境事務大樓
Immigration Tower, 7 Gloucester Road, Hong Kong.

電子郵遞
e-mail wsdinfo@wsd.gov.hk

電
Teleph
檔
Refer



圖文傳真
Facsimile 2824 0578

21/2025 T/J(574/2025)

3 September 2025



Dear Madam,

**Approval of “GROHE” Float Operated Valve
(General Acceptance No. ZC20250669F)**

Your E-Application [file-id: ETJ-GA-20250606-137] dated 13 June 2025 and subsequent submissions received by this department up to 13 August 2025 refer.

Having considered the test report ref. J30503r2 issued on 11 August 2025 by Nutek Systems (HK) Limited, this Authority accepts that the fitting described below complies with, and its use when correctly installed does not contravene, the Waterworks Ordinance and Regulations.

Name of Manufacturer: Grohe AG
Country of Origin: Germany
Brand: Grohe
Details of Fitting: 3/8" Plastic float operated valve
Model: 37095000
Body Markings: 
Expiry Date: 2 September 2030



Proviso: As the fitting has not been tested for use in contact with water intended for human consumption, the fitting can only be used in flushing water plumbing systems.

This Authority hereby permits the use of the above fitting in flushing water plumbing systems subject to full adherence to Waterworks installation requirements. In particular, you are required to draw your customers' attention to the following requirement-

"The flushing volume of the flushing valve should be adjusted to suit the design of the toilet bowl so that wastes can be cleared effectively by a single flush."

"The fitting should be used within the range of working pressures specified by the manufacturer." AND

"The installed fitting should not result in backflow of water that will contaminate the flushing water supply."

A condition of this acceptance is that the fitting to be installed shall be replicas of the sample as certified by the testing agent mentioned above and without modifications. This acceptance may be withdrawn at any time if the standard of the fitting installed fails to meet that of the approved sample or if the fitting is found to be unsuitable for use in flushing water plumbing systems.

For the use of the fitting in any project, the General Acceptance Number of this letter must be quoted as a means of identification of acceptance of the fitting by this Authority.

Should you have any enquiries, please contact our Engineer Mr Albert CHOW at tel. no. 3583 4086.

Yours faithfully,




(Terry KUNG)

for Director of Water Supplies

Encl.

c.c. WSD 3321/1/82] - without catalogue
ME/MC] - with soft copy only

Date : 10 DEC 2020

Signed: 
Henry Yee Lim

Test Report

Test

Title : Testing of WC

Method : BS EN 997: 2012 + A1: 2015; Health Technical Memorandum(HTM) 64;
Health Building Note (HBN) 00-10 Part C: Sanitary Assemblies & Barrier Free
Access 2008

Report No. : J 25086A

Completion : 04 Feb., 2020

Applicant (Information provided by client)

Name :

Address :



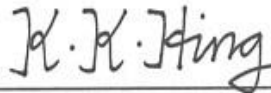
Sample (Information provided by client)

Description : Water Closet Cistern

	Cistern	Flush Valve
Brand :	GROHE	GROHE
Model :	38661000 + 37419XXX (XXX denotes colour variants)	42320000
Body Marking :		
Manufacturer :	Grohe AG	Grohe AG
Origin :	Germany	Germany

Approved Signatory

Signature :



Name (title) : Hing Kah Kuin (Engineer)

Date : 07 Dec., 2020

Nutek Systems is a testing agency,
accepted by the Water Supplies
Department, for testing water supply
fittings.

REPORT NO.: J 25086A

Summary

Test	Remark
1 Flush Volume and Rate	C
2 Pushing Force for Flushing Controls	C

Notes:

1. The sample complies with Health Technical Memorandum (HTM).
2. The sample complies with Health Building Note (HBN) 00-10 Part.



Results (apply only to samples tested)

1 Flush Volume and Rate

BS EN 997: 2012 + A1: 2015 Cl. 6.5.1, 6.5.2, 6.6, 6.17.3 & 6.17.4

ID	Variable	Unit	Measured	Required	Remark
1	Flush Volume (Full)	l	4.6	≤ 6.0	C
	Flush Volume (Reduced)		3.1	≤ 3.1	C
2	Flush duration (Full)	s	1.92	N	N
	Flush Duration (Reduced)		0.90	N	N
3	Flush Rate (Full)	l/s	1.88	≥ 1.85	C
	Flush Rate (Reduced)		1.78	≥ 1.6	C
Overall result					C

2 Pushing Force for Flushing Controls

Barrier Free Access 2008 Chapter 4 Cl. 50

ID	Variable	Unit	Measured	Required	Remark
1	Full Flush	N	17.0	< 22	C
	Reduced Flush		21.0	< 22	C
Overall result					C

Date : 10 DEC 2020

Signed: _____

REPORT NO.: J 25086A

Figure 1 - Sample



General Note(s)

Definitions:

- C - conformance
- N - no requirement
- NC - non-conformance
- R - remainder

Organizations:

- HKAS - Hong Kong Accreditation Service
- HOKLAS - Hong Kong Laboratory Accreditation Scheme
- WSD - Water Supplies Department (of Hong Kong)
- WHO - World Health Organization

- End of report -